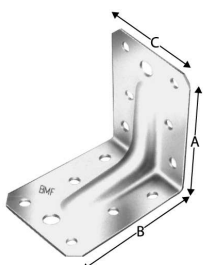


☐ Złącza ciesielskie

SIMPSON
Strong-Tie

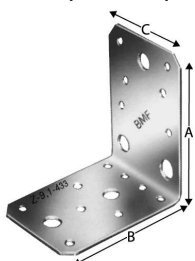


☐ Złącze kątowe wzmocnione



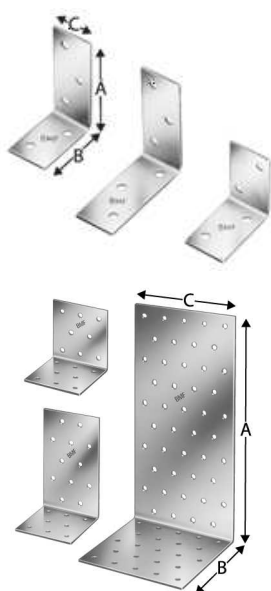
Symbol	Wymiary [mm]				Opakowanie jednostkowe [szt.]
	A	B	C	≠	
SST E925/050	150	150	65	2.5	50
SST 0710500/050	105	105	90	3.0	50
SST ABR9020/050	90	90	65	2.0	50
SST 0707000/100	70	70	55	2.0	100
SST 0768001/100	83	62	40	2.0	100
SST E203/025	170	113	95	3.0	25

☐ Złącze kątowe



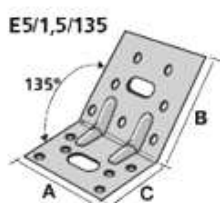
Symbol	Wymiary [mm]				Opakowanie jednostkowe [szt.]
	A	B	C	≠	
SST 0710601/050	105	105	90	3.0	50
SST 0709100/100	90	90	65	2.5	100
SST 0707100/100	70	70	55	2.0	100

☐ Złącze kątowe perforowane gr 2.0 mm



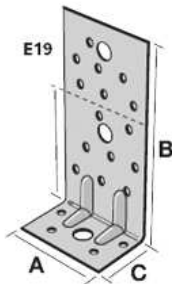
Symbol	Wymiary [mm]				Opakowanie jednostkowe [szt.]
	A	B	C	≠	
SST AC35350/100	50	50	35	2.0	100
SST 0736501/100	65	65	55	3.0	100
SST EA4442/200	40	40	40	2.0	200
SST EA5542/200	50	50	40	2.0	200
SST EA7562/150	70	50	60	2.0	150
SST 3000101/200	40	40	25	2.0	200
SST 3000301/200	40	60	25	2.0	200
SST 3000500/200	60	60	25	2.0	200
SST 3044401/200	40	40	40	2.0	200
SST 3044600/200	40	40	60	2.0	200
SST 3066400/150	60	60	40	2.0	150
SST 3066500/150	60	60	50	2.0	150
SST 3066601/100	60	60	60	2.0	100
SST 3066801/100	60	60	80	2.0	100
SST 3088600/100	80	80	60	2.0	100
SST 3088801/050	80	80	80	2.0	50
SST 0706000/050	164	84	60	4.0	50
SST 0708000/025	164	84	80	4.0	25
SST 0709900/025	164	84	100	4.0	25

☐ Złącze kątowe 135'



Symbol	Wymiary [mm]				Opakowanie jednostkowe [szt.]
	A	B	C	≠	
SST E515135/200	65	75	48	1.5	200

❑ Złącze kątowe typu E



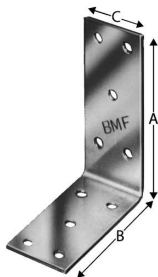
Symbol	Wymiary [mm]				Opakowanie jednostkowe [szt.]
	A	B	C	≠	
SST E193/050	75	150	50	3.0	50
SST E52/200	65	75	48	2.0	200

❑ Złącze kątowe regulowane



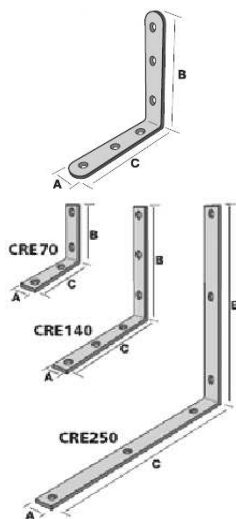
Symbol	Wymiary [mm]				Opakowanie jednostkowe [szt.]
	A	B	C	≠	
SST 0763500/100	60	35	60	2.5	100
SST 0769001/100	90	60	60	2.5	100
SST 0769101/100	90	60	60	2.5	100
SST 0769200/100	90	60	60	2.5	100

❑ Złącze kątowe




Symbol	Wymiary [mm]				Opakowanie jednostkowe [szt.]
	A	B	C	≠	
SST 0731201/100	120	92	40	3.0	100
SST 0739001/100	93	93	40	2.0	100
SST 0741201/100	120	92	40	4.0	100

❑ Kątownik wąski EC I CRE




Symbol	Wymiary [mm]				Opakowanie jednostkowe [szt.]
	A	B	C	≠	
SST EC30/500	15	30	30	2.0	500
SST EC40/500	15	40	40	2.0	500
SST EC50/500	15	50	50	2.0	500
SST EC60/500	15	60	60	2.0	500
SST EC70/500	15	70	70	2.5	500
SST EC80/200	15	80	80	2.5	200
SST CRE100/100	18	100	100	4.0	100
SST CRE120/050	20	120	120	4.0	50
SST CRE140/050	20	140	140	4.0	50
SST CRE160/050	20	160	160	4.0	50
SST CRE190/050	20	190	190	4.0	50
SST CRE250/050	20	250	250	4.0	50

☐ Kątownik do betonu



Symbol	Wymiary [mm]				Opakowanie jednostkowe [szt.]
	A	B	C	≠	
SST 1005000/025	95	85	65	4.0	25
SST 1005500/025	95	85	65	4.0	25
SST 1006000/025	135	85	65	4.0	25
SST 1006500/025	135	85	65	4.0	25
SST 1008000/025	285	85	65	4.0	25
SST 1008500/025	285	85	65	4.0	25

☐ Płytki perforowane 2.0 mm



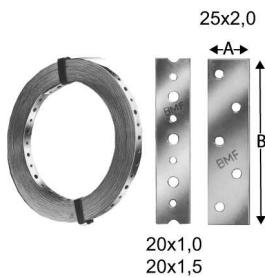
Symbol	Wymiary [mm]				Opakowanie jednostkowe [szt.]
	A	B	C	≠	
SST 2052501/100	40	120	-	2.0	100
SST 2053001/100	40	160	-	2.0	100
SST 2054001/100	60	140	-	2.0	100
SST 2054501/100	60	200	-	2.0	100
SST 2055001/050	60	240	-	2.0	50
SST 2055501/50	80	200	-	2.0	50
SST 2056001/50	80	240	-	2.0	50
SST 2056501/50	80	300	-	2.0	50
SST 2057501/50	100	200	-	2.0	50
SST 2058001/50	100	240	-	2.0	50
SST 2059001/25	100	300	-	2.0	25
SST 2059501/50	120	200	-	2.0	50
SST 2060001/50	120	240	-	2.0	50
SST 2061001/25	120	300	-	2.0	25

☐ BULLDOG jednostronny E / dwustronny D / GEKA



Symbol	Wymiary [mm]				Opakowanie jednostkowe [szt.]
	∅	m		≠	
SST 8001000/300	48	M12	-		300
SST 8004000/150	62	M16	-		150
SST 8007000/100	75	M20	-		100
SST 8008200/050	95	M22	-		50
SST 8020000/200	50	∅17	-		200
SST 8020100/100	62	∅21	-		50
SST 8020200/100	75	∅26	-		100
SST 8021000/200	50	∅17	-		200
SST 8022000/100	62	∅21	-		100
SST 8023000/100	75	∅26	-		100
SST 8024000/040	95	∅33	-		40
SST 8040200/400	50	12		3.4	400
SST 8040400/200	65	16		4.5	200
SST 8040600/200	80	20		5.5	200
SST 8040800/150	95	24		6.9	150
SST 8041200/400	65			3.0	400
SST 8041400/150	65			3.0	150
SST 8041600/150	80			3.0	150
SST 8041800/100	95			3.0	100

❑ Taśma perforowana montażowa

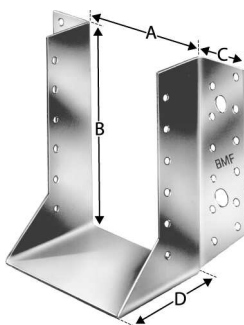


Symbol	Wymiary [mm]				Opakowanie jednostkowe [szt.]
	A	B	≠		
SST 2712800/020	12	10	0.8	ocynk	20
SST 2717800/020	17	10	0.8	ocynk	20
SST 2716800/020	16	10	0.8	ocynk	20
SST 2710300/020	20	3	1.0	ocynk	20
SST 2711000/010	20	10	1.0	ocynk	10
SST 2711500/001	20	10	1.5	ocynk	1
SST 2712000/001	25	10	2.0	ocynk	1
SST 2721000/001	20	25	1.0	ocynk	1
SST 2721500/001	20	25	1.5	ocynk	1
SST 2725200/001	25	25	2.0	ocynk	1



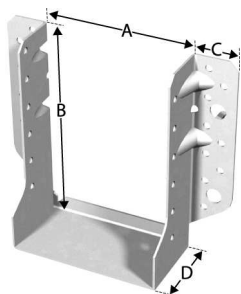
Symbol	Wymiary [mm]				Opakowanie jednostkowe [szt.]
	A	B	C	≠	
SST 2741900/001	40	25		2.0	1
SST 2742000/001	40	50		2.0	1
SST 2762000/001	60	50		2.0	1
SST 2782000/001	80	25		2.0	1

❑ Wspornik belki



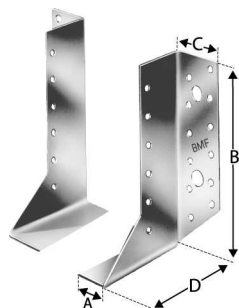
Symbol	Wymiary [mm]				Opakowanie jednostkowe [szt.]
	A	B	D	≠	
SST 0300900/050	51	93	72	2.0	50
SST 0301901/050	51	105	72	2.0	50
SST 0320600/050	51	135	80	2.0	50
SST 0311200/050	60	100	72	2.0	50
SST 0320900/050	60	130	80	2.0	50
SST 0330600/040	60	160	80	2.0	40
SST 0340600/025	60	190	87	2.0	25
SST 0321500/050	70	125	80	2.0	50
SST 0330700/040	70	155	10	2.0	40
SST 0322101/050	80	120	80	2.0	50
SST 0331200/040	80	150	80	2.0	40
SST 0341200/025	80	180	87	2.0	25
SST 0331801/040	100	140	100	2.0	40
SST 0341500/025	100	170	87	2.0	25
SST 0350900/025	100	200	85	2.0	25
SST 0342100/025	120	160	87	2.0	25
SST 0351500/025	120	190	85	2.0	25
SST 0371400/025	140	139	85	2.0	25
SST 0352100/025	140	180	85	2.0	25

Wspornik belki SBE




Symbol	Wymiary [mm]				Opakowanie jednostkowe [szt.]
	A	B	D	≠	
SST 0901001/070	40	95	55	1.5	70
SST 0911001/070	40	110	55	1.5	70
SST 0921001/050	40	140	55	1.5	50
SST 0901901/070	51	90	55	1.5	70
SST 0911901/070	51	105	55	1.5	70
SST 0921901/050	51	135	55	1.5	50
SST 0931901/030	51	165	55	1.5	30
SST 0912201/070	60	100	55	1.5	70
SST 0922201/050	60	130	55	1.5	50
SST 0932201/030	60	160	55	1.5	30
SST 0923701/050	80	120	55	1.5	50
SST 0933701/030	80	150	55	1.5	30
SST 0934601/030	100	140	55	1.5	30

Wspornik belki dzielony



Symbol	Wymiary [mm]				Opakowanie jednostkowe [szt.]
	A	B	D	≠	
SDED300/30/050	30	118	84	2.0	50
SDED340/30/050	30	138	84	2.0	50
SDED380/30/050	30	158	84	2.0	50
SDED440/30/050	30	188	84	2.0	50
SDEG300/30/050	30	118	84	2.0	50
SDEG340/30/050	30	138	84	2.0	50
SDEG380/30/050	30	158	84	2.0	50
SDEG440/30/050	30	188	84	2.0	50

Wspornik belki typ I



Symbol	Wymiary [mm]				Opakowanie jednostkowe [szt.]
	A	B	D	≠	
SST 0410900/050	51	105	38	2.0	50
SST 0411200/050	60	100	38	2.0	50
SST 0430600/040	60	160	42	2.0	40
SST 0422100/050	80	120	43	2.0	50
SST 0431200/040	80	150	42	2.0	40
SST 0431800/040	100	140	42	2.0	40
SST 0441500/025	100	170	47	2.0	25
SST 0471400/025	140	139	48	2.0	25

❑ Wspornik słupa typ PL



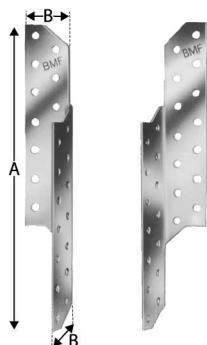
Symbol	Wymiary [mm]				Opakowanie jednostkowe [szt.]
	A	C	B	D	
SST 41070P/001	70	92	60	200	1
SST 41080P/001	80	92	60	200	1
SST 41090P/001	90	92	60	200	1
SST 41100P/001	100	92	60	200	1
SST 41120P/001	120	92	60	200	1
SST 41140P/001	140	92	60	200	1

❑ Wspornik słupa wbijany



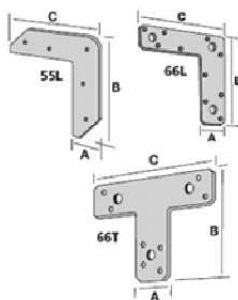
Symbol	Wymiary [mm]				Opakowanie jednostkowe [szt.]
	A	B	C	E	
SST 4947001/001	71	71	155	750	1
SST 4949001/001	91	91	155	750	1
SST 4930501/001	50	50	155	750	1
SST 4937601/001	71	71	155	900	1
SST 4939001/001	91	91	155	900	1

❑ Złącze krokwiowo-płatwiowe



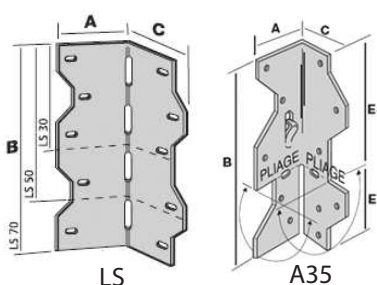
Symbol	Wymiary [mm]				Opakowanie jednostkowe [szt.]
	B	A	C	≠	
SST 0217001/100	34.5	170		2.0	100
SST 0217101/100	34.5	170		2.0	100
SST 0221001/100	34.5	210		2.0	100
SST 0221101/100	34.5	210		2.0	100
SST 0225001/100	34.5	250		2.0	100
SST 0225101/100	34.5	250		2.0	100
SST 0229001/100	34.5	290		2.0	100
SST 0229101/100	34.5	290		2.0	100
SST 0233000/050	34.5	330		2.0	50
SST 0233000/050	34.5	330		2.0	50

❑ Złącze typu L i T



Symbol	Wymiary [mm]				Opakowanie jednostkowe [szt.]
	A	B	C	≠	
SST 66L	38	150	150	2.0	25
SST 55L	32	125	125	1.5	100
SST 66T	38	125	150	2.0	25

❑ Złącze gięte LS i A35



Symbol	Wymiary [mm]				Opakowanie jednostkowe [szt.]
	A	B	C	≠	
SST LS30/100	55	85	55	1.2	100
SST LS50/100	55	120	55	1.2	100
SST LS70/050	55	160	55	1.2	50
SST A35/100	35	115	35	1.2	100